

THE SORTING GUIDE



BALLERUP
KOMMUNE



YOUR WASTE IS TOO GOOD TO THROW OUT

Sorting should be as easy as possible for you and your family. In the sorting guide you can see how to sort your waste. The most important thing is that you try to get started. If you are in doubt, then deposit the waste as residual waste, which is where you usually throw waste. Here are a few general rules of thumb for good sorting:

- Packaging must be completely empty of contents, and lids must be removed.
- If the waste is composed of several different materials, it must be separated. If you cannot separate it, then sort the waste according to the material that is most common.
- Use your common sense- plastic for plastics, metal for metals, glass for glass, paper for paper, food for food and the rest for residual waste.



PLASTIC



YES PLEASE

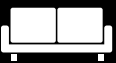
- Plastic trays from meat, vegetables and fruits
- Plastic buckets and cups from e.g. yoghurt and ice cream
- Plastic cannisters and bottles from e.g. detergents, shampoos and juice
- Household films and plastic bags
- Toys (not toys containing electronics or PVC)
- Bubble wrap
- Covers from DVD's and CD's

NO THANKS


- Flamingo → should go to residual waste
- Plastic packaging and bottles marked with hazard symbols → should go to the environmental cabinet or go to recycling station
- Medicine packaging → should go to residual waste (residual medicine should go to pharmacy)
- Rubber → should go to bulky waste
- Plastic dishes and other melamine → should go to residual waste
- PVC, e.g. rainwear, rubber boots, bathing toys, bathing wings and plastic plumbing pipes → should go to bulky waste



Remember: You can deposit both hard and soft plastic in the plastics container.



PAPER



YES PLEASE

- Newspapers, weekly magazines, magazines and advertisements (without plastic wrapping)
- Letters and envelopes (also pane envelopes)
- Brochures
- Photocopies
- Writing and drawing paper

NO THANKS

- Paperboard and cardboard → should go to cardboard (bundled as bulky waste or in garbage yard)
- Gift wrap → goes to residual waste
- Oatmeal bags, flour bags and the like → should go to residual waste
- Books → should go to recycling station
- Gift ribbons and cord → should go to residual waste
- Pizza trays → should go to residual waste
- Egg trays → should go to cardboard (bundled as bulky waste or in garbage yard)

Remember: Paper may be creased or torn, but not dirty or wet.



GLASS



YES PLEASE

- Glass bottles
- Jam jars
- Glass for canned food
- Wine bottles
- Drinking glasses (not crystal)
- Large pieces of broken glass

NO THANKS

- Crystal glass and glass art → should go to environmental cabinet or recycling station
- Porcelain, such as plates, cups and jugs → should go to bulky waste
- Ovenproof glass and dishes → should go to bulky waste
- Electric light bulbs and low energy light bulbs → should go to environmental cabinet or recycling center
- Medicine glass → should go to residual waste (remaining medicine should go to pharmacy)
- Broken glass swept up from the floor → should go to bulky waste
- Mirrors → should go to bulky waste



Remember: If there is a lid on the glass, it should be unscrewed and placed at e.g. metal or plastic.



METAL



YES PLEASE

- Tin cans and drinking cans
- Metal lid e.g. from glasses
- Caps
- Candle holders
- Pots and pans
- Foil trays
- Coffee capsules
- Cutlery, scissors and kitchen knives
- Aluminium foil/ tin foil

NO THANKS

- Metal containing electronics (everything connected to power or batteries) → should go to environmental cabinet or recycling station
- Spray cans → should go to environmental cabinet or recycling station
- Chip bags → should go to residual waste
- Frost and thermo bags → should go to residual waste
- Coffee bags → should go to residual waste
- Coffee capsules of plastic or equivalent → should go to residual waste

Remember: If the metal contains electronics, it should go to the environmental cabinet or recycling station.



FOOD WASTE



YES PLEASE

- All food waste both prepared and raw (without packaging)
- Fruits and vegetables
- Meat and bones
- Eggshells
- Seafood and fish
- Coffee filters and tea bags
- Cut flowers
- Paper towel

NO THANKS

- Diapers, cotton swabs and disposable cloths → should go to residual waste
- Dishcloths and other textiles → should go to residual waste
- Pizza trays → should go to residual waste
- Milk and juice cartons → should go to residual waste
- Cat litter → should go to residual waste in closed bags
- Bedding for pets → should go to residual waste in closed bags

5 GOOD PIECES OF ADVICE

to minimize the risk of odours, flies and maggots in the summer heat:


1. Let the food waste drip well before throwing it out.
2. Pack perishable and / or heavily smelling foods into paper towel (e.g. fish and meat).
3. Do not overfill your green bags, and close them with a knot.
4. Carefully place your green bag in the outdoor container so that the bag is not pierced.
5. Change your green bag every 2 days during hot periods, and, if necessary, use two bags at a time.



Remember: Use the green bags for food waste and never other types of bags.



RESIDUAL WASTE



YES PLEASE

- Milk and juice cartons
- Pizza trays
- Chip bags and coffee bags
- Diapers and sanitary napkins
- Vacuum cleaner bags
- Wrapping paper
- Flamingo
- Bedding for pets in closed bags

NO THANKS

- Plastic → shell for plastic
- Paper → should go to paper
- Glass → shell for glass
- Metal → shell for metal
- Food waste → should go to food waste
- Cardboard → should go to cardboard
- Hazardous waste → should go to environmental cabinet or recycling station
- Cardboard



Remember: If you are in doubt whether your waste can be recycled, it should go to residual waste.



CARDBOARD



YES PLEASE

- Cardboard boxes both large and small (should be folded)
- Cardboard
- Moving boxes
- Corrugated cardboard
- Packaging from breakfast packages, toothpaste and the like
- Toilet and kitchen towels
- Egg boxes
- Shoe boxes

NO THANKS

- Paper → should go to paper
- Newspapers and weekly magazines → should go to paper
- Greasy and dirty cardboard → should go to residual waste
- Pizza trays and boxes that have been in direct contact with food → should go to residual waste
- Flamingo → should go to residual waste
- Hardcover books → should go to recycling station
- Cover paper used for paintwork → should go to residual waste or bulky waste in a transparent bag




Cardboard must be delivered in cardboard container. If you do not have a cardboard container, your cardboard must be pressed completely flat and bundled with natural cord or be gathered in a cardboard box and placed next to bulky waste.

Remember: If there are food residues on the cardboard, it should go to residual waste.



BULKY WASTE



YES PLEASE

- Furniture – e.g. sofas and spring mattresses (max. 2.1 x 1 m)
- Large iron and metal- the metal that cannot be in the container for metal, e.g. bicycles
- Electronics and white goods – e.g. computers, TV and vacuum cleaners
- Ceramics and porcelain
- Flammable – e.g. carpets, flamingo and the like that cannot be in the residual waste container
- Mirrors (set separately and removed from furniture e.g. wardrobes)
- Soft PVC, e.g. rainwear, rubber boots or garden hoses (should be put in transparent bags)

NO THANKS

- Building waste should go to recycling station
- Sanitary installations-- e.g. toilets and washbasins → should go to recycling station
- Fluorescent lamps → should go to recycling station
- Radiators → should go to recycling station
- Gas bottles → should go to recycling station
- Windows and glazing → should go to recycling station
- Hazardous waste → should go to recycling station or into environmental cabinet



Remember to place your bulky waste separately from the types of waste mentioned before. If there are containers or vessels for some of the above-mentioned waste types, they must be used instead of that for bulky waste.



HAZARDOUS WASTE



YES PLEASE

- Batteries
- Light bulbs and energy-saving bulbs
- Thermometers
- Spray cans (both empty and full)
- Poison for plants and pesticides
- Chemicals (also empty packaging)
- Oil residues (also empty packaging)
- Detergents
- Paint residues

NO THANKS

- Medicine residues → should go to pharmacy
- Needles → should go to pharmacy
- Pressure bottles → should go to recycling station
- Self-igniting cloths and liquids → should go to recycling station
- Legal, unused fireworks → should go to recycling station



Remember: If you have an environmental cabinet in the housing association, you must deposit hazardous waste in the cabinet. If you do not have an environmental cabinet, the hazardous waste should go to the recycling station.



CONTACT

If you have any questions about sorting your waste, you can see more at www.ballerup.dk/affald, where the waste regulation is updated regularly, or contact Vestforbrændings Customer Service.

Phone: 70 25 70 60

Mail: kundeservice@vestfor.dk

– ET SAMARBEJDE MELLEM



Albertslund Kommune



BALLERUP
KOMMUNE



FURESØ
KOMMUNE



Ishøj Kommune



VALLENSBÆK
KOMMUNE